

Summary

PRUEBA2, S.A. DE C.V.

Tradestyle(s): No Trades Available

ACTIVE

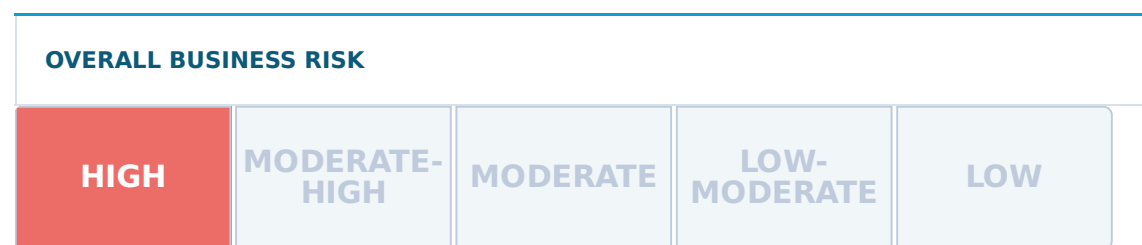
D-U-N-S 81-290-3979 **Address:** Cerrada de Olivo No. 33, 54010, Nezahualc6yotl, Estado de Mexico, MX
Registration Number: PRU850731EBA
Phone: +52 1 55 2122 3045

Age of Business	Employees	D&B Rating
21 years 2002 Year Started	117	O4

COMPANY PROFILE

D-U-N-S 81-290-3979	Annual Sales € 1.544.313	Age (Year Started) 21 (2002)
Legal Form Stock Company with Variable Capital (Mexico)	Employees 117	Named Principal Ricardo Jos6 Espaa De los R6os, Director
Telephone Number +52 1 55 2122 3045	Line of business FURNITURE, FIXTURES	

D&B RISK ASSESSMENT



Dun & Bradstreet Thinks...

- Overall assessment of this organization #en_GB#: **VERY SIGNIFICANT STABILITY CONCERNS**
- Based on the risk of failure: **STRONG LIKELIHOOD OF BUSINESS FAILURE**

D&B Rating

O4

LEGAL EVENTS

Events	Occurrences
Significant Legal Events	No
Secured Filings	No
Claims	No
Other Financial / Legal Events	No

TRADE PAYMENTS

Largest High Credit

€ 40

Average High Credit

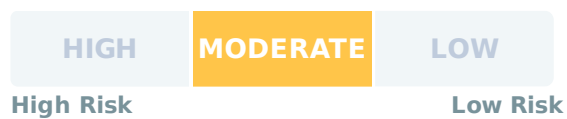
€ 40

COUNTRY/REGIONAL INSIGHT

MEXICO



Risk Category



The risk of expropriation has increased: the government took control of a section of privately owned railway line in May, after an episode involving state confiscation of private assets in March.

Available Reports

Country Insight Report (CIR) ?

Current Publication Date:
20/07/2023

Country Insight Snapshot (CIS) ?

Current Publication Date:
20/07/2023

FINANCIAL OVERVIEW

Source: D&B

Balance Sheet Fiscal (Individual) 31/12/2020

Amount (In Single Units)

Net Worth:	€ 93.894
Total Current Assets:	€ 213.152
Total Fixed Assets:	€ 111.603
Total Assets Amount:	€ 324.755
Total Current Liabilities:	€ 230.861
Long Term Debt:	€ 0
Total Liabilities:	€ 230.861

Profit & Loss Fiscal (Individual) 31/12/2020

Amount (In Single Units)

Sales:	€ 1.544.313
Income Before Tax:	€ 7.257
Net Income:	€ 5.080

Key Business Ratios Fiscal (Individual) 31/12/2020


Ratio for the Business

Current Ratio:	0,92
Quick Ratio:	0,81

Receivables Turnover Ratio:	8,21
Profit Over Employees:	805,07


WEB & SOCIAL Powered By FirstRain

NOTE: The information in this section is gathered using sophisticated search algorithms to identify relevant stories about this business. Please note that on occasion WWW and Twitter information may be erroneously matched to articles that may also contain similar terminology. Readers should ensure article applicability prior to making risk decisions.



No Data Available

ALERTS



There are no alerts for this D-U-N-S Number.

D&B Report - Company Details

 **Comprehensive Report**

Prueba2, S.A. de C.V.
ACTIVE

Location: Cerrada de Olivo No. 33, Col. Atlántida, Nezahualcóyotl, C.P. 54010, Estado de México, Mexico
Telephone: +(52) 55 21223045
D-U-N-S Number: 81-290-3979

IDENTIFICATION & SUMMARY

D-U-N-S Number	Telephone(s)
81-290-3979	+(52) 55 21223045
Country Tax ID	
PRU850731EBA	

SUMMARY

Type of Business	Primary SIC	Employees
Stock Company with Variable Capital	25990000	117 (Here) 117 (Total)
Established	NAICS Code	Principal
2002	337120	Ricardo José España De los Ríos Director General
Company Size	Imports	
Small business	Yes	

Exports

Yes



Address

Cerrada de Olivo No. 33
Col. Atlantida
Nezahualc6yotl
C.P. 54010

RISK EVALUATION

Risk Indicator



Low Risk (1)

High Risk (4)

After analyzing the risk factors, the subject obtained a risk assessment "4" showing significant level of risk, so it is necessary to obtain more market information or even analyze other options. In case of continuing with the transaction, it is recommended to request insurance due to the high risk.

EMMA Score



Low Risk (1)

High Risk (10)

After analyzing the risk factors, the subject obtained an EMMA assessment of "8" which shows a high risk, therefore it requires thorough manual review of potential decline, or approval depending on the applicant's capacity, your internal policy and risk tolerance.

D&B Rating

D&B Rating

04

Former Rating

1A3

The Dun & Bradstreet Rating of 04 indicates:

- The Financial Strength is undetermined because the company's balance sheet is not available
- A Risk Indicator which is significant level of risk
- Prueba2, S.A. de C.V. changed from a D&B Rating of 1A3 to 04. This means the company and improved its Risk Level.

Paydex of This Business

N/A

MAXIMUM CREDIT RECOMMENDATION (MCR)

The Maximum Credit Recommendation cannot be assigned due to the company's current risk situation.

PRINCIPAL INFORMATION

Principal(s) 3

LEGAL EVENTS

Law Suit(s) 1

PAYMENT INFORMATION

Payment Record(s) 3

FINANCIAL SUMMARY

Sales \$28,635,508 (2020)

Net Worth \$1,741,028 (2020)

Capital \$ 5,551,000

Condition

Limited

FINANCIAL RATIOS

Liquidity Ratio	0.92
Leverage Ratio	2.46

Currency

All monetary amounts quoted in this report are shown in Mexican Pesos (MXN) unless otherwise stated

RISK ANALYSIS

EMMA SCORE



Low Risk (1)

High Risk (10)

EMMA Score Analysis

Subject's EMMA score is mainly impacted by the following risk drivers:

- The total liabilities do not have a negative impact on the rating.
- Statistics suggest that the delay risk in this geographical area is generally low.
- The legal structure is available.

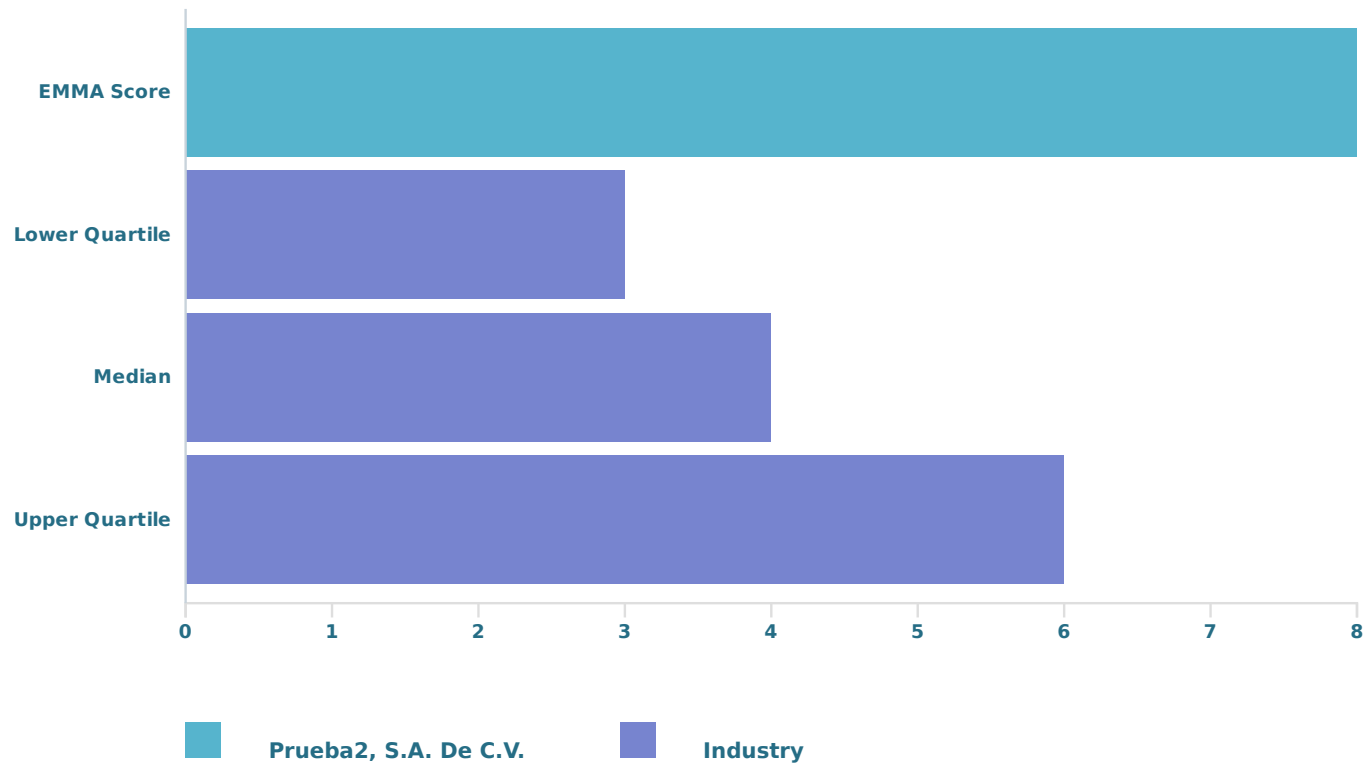
By evaluating all risk factors, the company is assigned with EMMA score of "8", indicating

Higher Risk

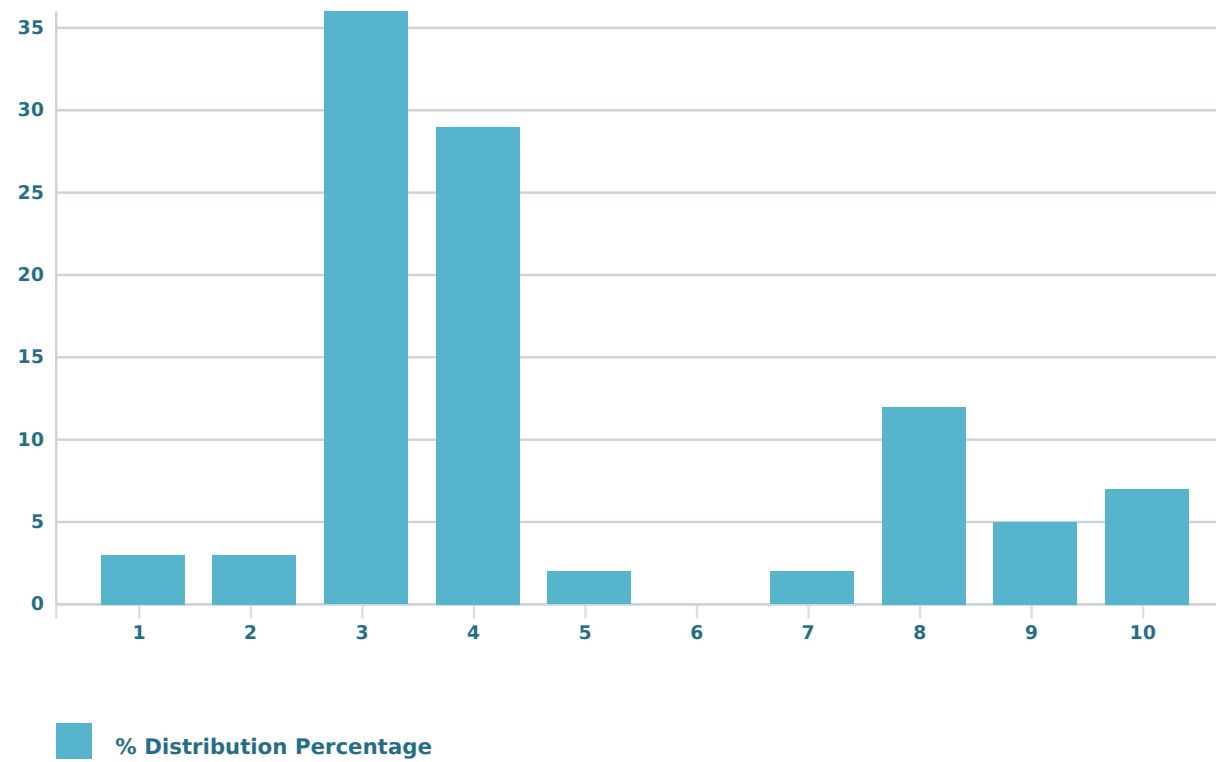
Industry Norm Grouping

Industry Group SIC	2599	
Industry Group Description	Furniture and fixtures, nec	
Industry Group EMMA Score Quartile Values	Lower Quartile	3
	Median	4
	Upper Quartile	6

Company Risk Vs Industry Norm Chart



Distribution of EMMA Score in D&B Mexico Database



The percentages on the graph may not always add up to 100 due to rounding.

Note: please refer to the report appendix for the principle and major factors of D&B Mexico EMMA Score.

TRADE PAYMENTS

TRADE PAYMENT SUMMARY (MXN)

Value Bands	No of Exp	Total Value	Within Terms	1 - 30 Days	31 - 60 Days	61 - 90 Days	91+ Days
>= 4,000,000	0	0	0%	0%	0%	0%	0%
400,000 - 3,999,999	0	0	0%	0%	0%	0%	0%
200,000 - 399,999	0	0	0%	0%	0%	0%	0%
40,000 - 199,999	0	0	0%	0%	0%	0%	0%
20,000 - 39,999	0	0	0%	0%	0%	0%	0%
< 20,000	3	2,250	0%	0%	0%	0%	100%
TOTAL	3	2,250	0%	0%	0%	0%	100%

TRADE PAYMENT EXPERIENCES

D&B obtains payment references from local and international suppliers. References listed below may be from either or both sources. Amounts may be rounded to the nearest figure in prescribed ranges.

Date	Paying Record	Currency	High Credit	Now Owes	Past Due	Payment Terms	Last Sale
Jul 31, 2023	Slow 150	MXN	750	750	750	30	
Jun 30, 2023	Slow 150	MXN	750	750	750	30	
May 31, 2023	Slow 150	MXN	750	750	750	30	

Payment references contained in this report may have been obtained from the same source in different months and monetary units. In some instances, payment beyond terms can be the result of disputes over merchandise, lost invoices, etc.

Risk Assessment Matrix

	Risk Range		
PAYDEX	Low (EMMA 1 - 3)	Medium (EMMA 4 - 7)	High (EMMA 8 - 10)
PAYDEX >= 80	AA	BA	CA
80 > PAYDEX >= 60	AB	BB	CB
PAYDEX < 60	AC	BC	CC

Interpretation and Analysis of Risk Assessment Matrix

Classifications	Risk Level	Description	Credit Policy
Stable group	AA -> AB	The business is solid, and the bills are paid on time; therefore, it has a good credit reputation.	Credit policies can be granted with automatic approval.
Low risk group	BA -> BB -> AC	The business operates with little risk, although there are some delays in its payment history.	A pertinent credit policy is suggested, with some manual revisions.
Significant risk group	CA -> BC -> CB	The business operates with significant risk and there are some considerable delays in its payment history.	A strict credit policy is suggested, with a detailed manual review.
Monitoring group	CC	The business operates with a higher risk and there is the possibility of presenting a severe delay or failure to pay its bills.	It is suggested to avoid sales on credit and prefer cash agreements.

*Risk levels are listed in order of risk from low to high.

SPECIAL EVENTS

News and Alerts

Government News and Alerts

On Mar 24, 2021, this firm is not registered in the list issued by the Office of Foreign Assets Control in the U.S.

For further information, visit the site:

<https://www.treasury.gov/resource-center/sanctions/SDN-List/Pages/default.aspx>

On Mar 24, 2021, the Compranet web site is not available.

For further information, visit the site:

<https://compranetim.hacienda.gob.mx/>

On the web page of sanctions from the Public Administration Ministry, we found the following: not listed

As of Apr 01, 2021, this business is not registered in the list of Not compliant Taxpayers issued by the Tax Administration Services (SAT). For more information visit the site: http://omawww.sat.gob.mx/cifras_sat/Paginas/datos/vinculo.html?page=ListCompleta69.html.

As of Apr 01, 2021, this business is not registered in the list of Not located Taxpayers issued by the Tax Administration Services (SAT). For more information visit the site: http://omawww.sat.gob.mx/cifras_sat/Paginas/datos/vinculo.html?page=ListCompleta69.html.

As of Apr 07, 2021, this business is not registered in the Taxpayers with Allegedly Non-existent Operations list issued by the Tax Administration Services (SAT). For more information visit the site: http://omawww.sat.gob.mx/cifras_sat/Paginas/datos/vinculo.html?page=ListCompleta69B.html.

This business is not listed on the REPSE website according to the search made on Apr 07, 2021.

For further information, visit the site:

<https://repse.stps.gob.mx/app/>

PUBLIC RECORD INFORMATION

Suits

The following suit(s) were found in our database.

Petition Date:	Apr 12, 2020
Type:	Insolvency trial
Filing Nbr:	28130/2020
Court:	12
Secretariat:	2
City:	Mexico
State:	Ciudad de México
Defendant:	Prueba2, S.A. de C.V,
Other Defendant:	and others

The reported suit(s) may have been paid or resolved subsequent to the preparation of this report.

The suits mentioned above, have been gathered from the Mexican Legal Bulletin (Boletín Judicial de México, Ciudad de México), Oficial Federation Journal, from the public registry, additional specialized sources, and/or other sources. Therefore, we hold no responsibility for any error that could have been compiled from the original source.

BANKS

Prueba2, S.A. de C.V. currently has accounts in the following bank(s):

Bank Name:	HSBC MEXICO, S.A.
Location:	Naucalpan de Juárez, Estado de México, Mexico

CURRENT INVESTIGATION

Investigation Information

On Jun 20, 2016 during the current investigation MissMaria del Pilar Alvarez Pérez, Direction Assistant , submitted Financial Statement (signed) al Dec 31, 2020, Cifras en MXN. Mexican Pesos

See special note.

HISTORY

Background

Established as a Stock Company with Variable Capital on Apr 24, 2002 deed 29,744 registered by Notarys office 85 Bachelor Juan Carlos Villacaña Soto, registered in the Mercantile Registry in México, Ciudad de México Mercantile Folio 1761

Duration of 99 years.

It was established in 2002.

This is a well established business.

Status active.

Object

Object: Decoration, finishing works for offices, housing, hotels, apartments, stores and restaurants.

Capital

Capital Stock: \$5,551,000

Initial Capital Stock: \$51,000

Capital Distribution:

Capital distribution is as follows:

Shareholders	% Capital
Francisco España De los Ríos	33.33 %
Ricardo José España De los Ríos	33.33 %
Adriana Guadalupe España De los Ríos	33.33 %

Legal Representative

Poder notarial asignado al Director General y al Director de Finanzas :

PRINCIPALS

Name: Ricardo José España De los Ríos

Position: Director
Representative

Name: Adriana Guadalupe España De los Ríos

Position: Finance Director
Representative

Name: Gustavo Trejo Hernández

Position: Commissioner

OPERATIONS

Line of Business

- SIC: 2599 - 0000 - Manufactures - Furniture and fixtures, nec
- NAICS: 337120 - Manufactures - Furniture and fixtures, nec

Company Size

The company is considered a Small business

Vehicles & Equipment

The subject owns the vehicles used by the business .

Vehicles including:

Quantity	Type	Make/Model	Manufactured	Cargo Capacity
1	truck(s)	DODGE H100	2009	

The company utilizes leased equipment :

Quantity	Kind of Equipment
	computer equipment
3	
2	
2	

Sales

Sells mainly in national and international

- Mexico (90%)
- Colombia
- Chile
- United States (10%)

Selling terms:

- 28 days

Sells private enterprises, 90%.

Sells general public, 10%.

Sales are steady throughout the year.

Major Customers

Sells mainly to:

Name	%
CAFE SIRENA, S. DE R.L. DE C.V.	30
TELESTAR DE OCCIDENTE, S.A. DE C.V.	10
ITALCAFE, S.A. DE C.V.	20
EL PALACIO DE HIERRO, S.A. DE C.V.	20

Purchases

Purchases from 70 suppliers.

95% of purchases from national suppliers.

Imports from :

Purchases mainly from:

SAYER LACK MEXICANA, S.A. DE C.V.
ACEROS ALCORSA, S.A. DE C.V.
CERRAJES MEXICO, S.A. DE C.V.
CORPORACION CORAL, S. DE R.L. DE C.V.
GRUPO MADERERO SAN SEBASTIAN, S.A. DE C.V.
MADERIL LA VIGA, S.A. DE C.V.
PRODUCTOS FORESTALES LA MISION, S.A. DE C.V.
TEJIDOS DECORATIVOS, S.A. DE C.V.

Employees

Total 117.
Employees at present location: 117.
Employees peak to 160.
It uses 117 people employed by FIJI CONSULTORES, S.A. DE C.V..
Employees including:

- 12 office worker(s)
- 3 salesperson(s)
- 100 blue collar worker(s)
- 2 other(s)

Insurance

Insurance Company	Location	Risk
A.N.A. COMPAÑIA DE SEGUROS, S.A. DE C.V.	Naucalpan de Juárez, Estado de México, Mexico	Covering building

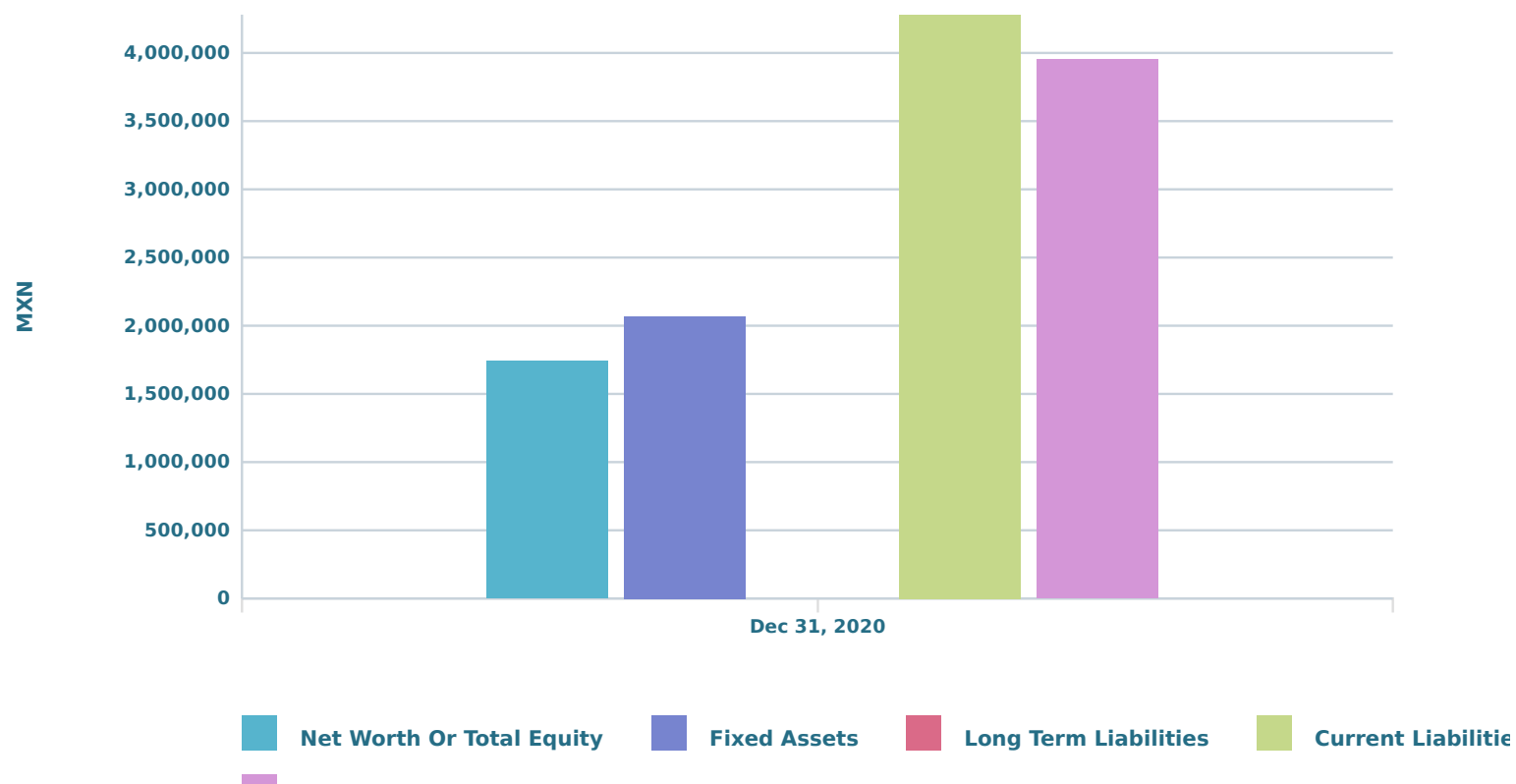
LOCATION**Location**

At this address the subject maintains the administrative offices, a plant, a warehouse
Subject company leases a space.

FINANCIAL INFORMATION**COMPARATIVES (MXN)**

	Fiscal Dec 31, 2020 Units MXN
Current Assets	3,952,374
Current Liabilities	4,280,755
Working Capital	-328,381
Fixed Assets	2,069,409
Net Worth or Total Equity	1,741,028
Net Sales	28,635,508
Net Income	94,193
Profit Margin: Net Income / Sales	0.33%

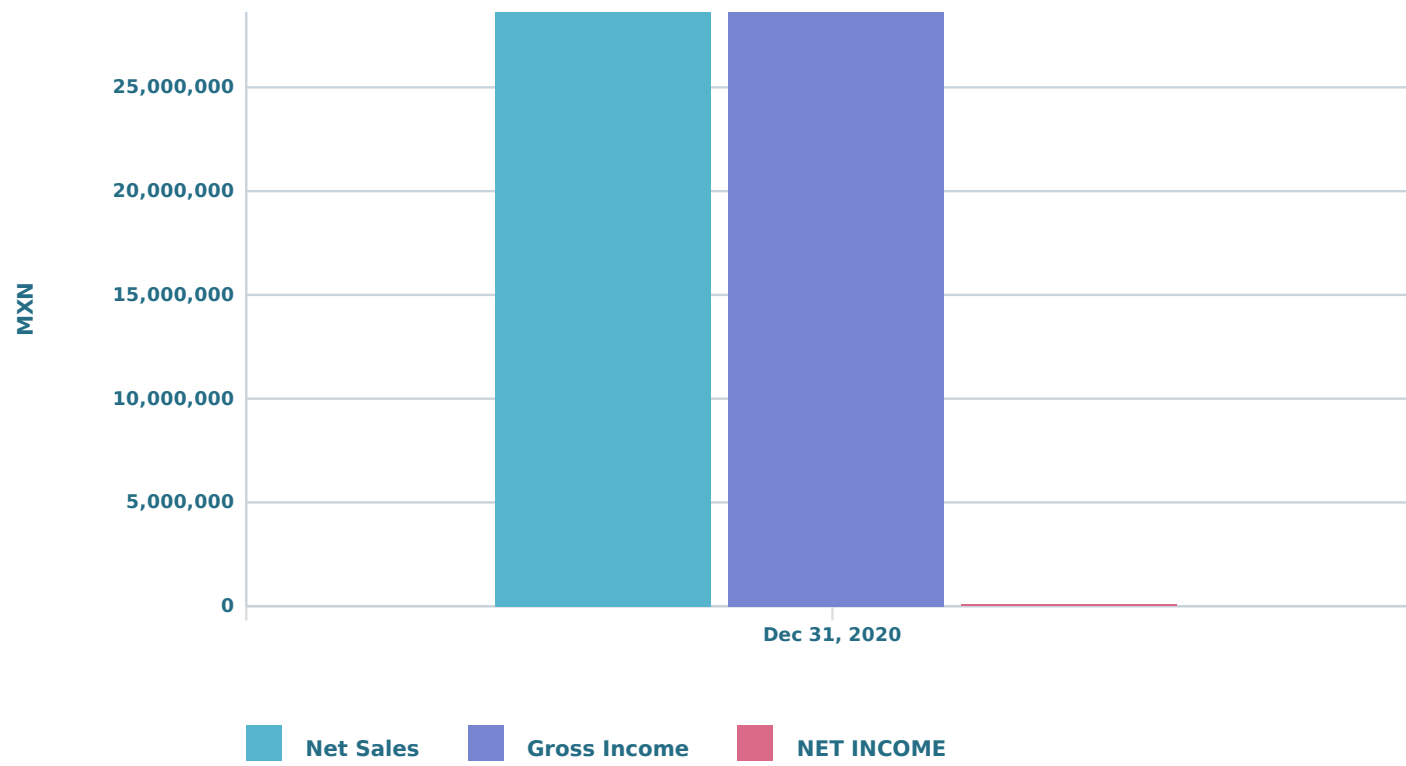
HISTORICAL PERFORMANCE: BALANCE SHEET



BALANCE SHEET (MXN)

Assets	Fiscal Dec 31, 2020 Units MXN
Cash & Banks	462,936
Receivable Account	3,487,451
Surplus Taxes	1,987
CURRENT ASSETS	3,952,374
Accumulated Depreciation	-483,184
Computer Equipment	126,220
Deferred Assets	496,947
Machinery & Equipment	1,897,853
Office Furnishings & Equipment	31,573
TOTAL ASSETS	6,021,783
Liabilities	Fiscal Dec 31, 2020 Units MXN
Accounts Payable	3,958,210
Other Liabilities	4,728
Taxes Payable	317,817
CURRENT LIABILITIES	4,280,755
TOTAL LIABILITIES	4,280,755
Capital Stock	5,551,000
Period Result	94,193
Retained Earnings	-3,904,165
TOTAL LIABILITIES AND CAPITAL	6,021,783

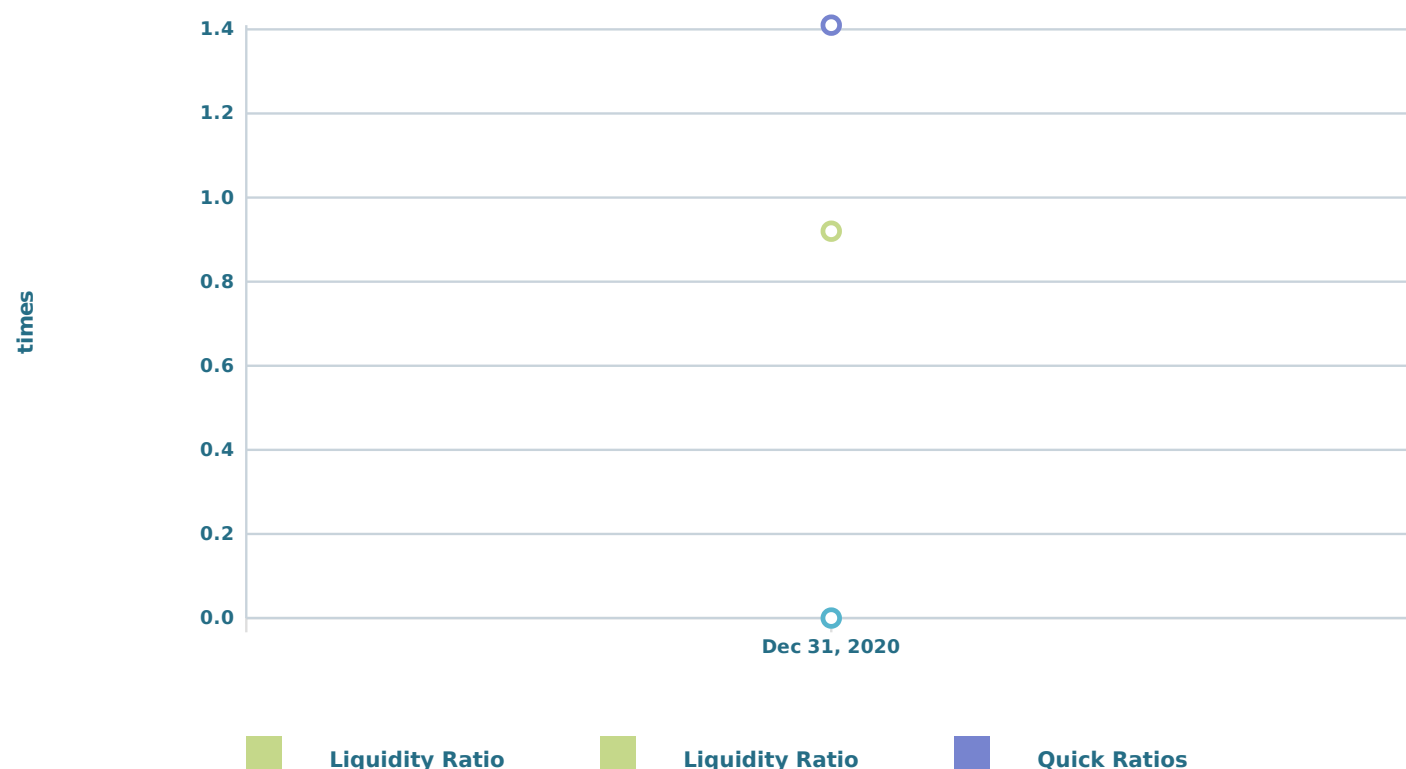
HISTORICAL PERFORMANCE: PROFIT & LOSS



PROFIT & LOSS (MXN)

	Fiscal Dec 31, 2020 Units MXN
Net Sales	28,635,508
Net Sales	28,635,508
Gross Income	28,635,508
Sales Operations	28,453,144
Total Operating Expenses	28,453,144
Net Operating Income	182,364
Other Expenses	-47,803
Non Operating Income	-47,803
Pre-Tax Income	134,561
Income Taxes	-40,368
TOTAL TAXES	-40,368
NET INCOME	94,193

LIQUIDITY RATIOS



RATIOS (MXN)

	Fiscal Dec 31, 2020 Units MXN
LEVERAGE	
Debt Over Total Assets	71.09%
Leverage Ratio	2.46 times
Financial Structure	0.41 times
LIQUIDITY / SOLVENCY	
Liquidity Ratio	0.92 times
Liquidity (Quick Ratio)	
Solvency Ratio	1.41 times
OPERATION	
Asset Turnover	4.76 times
Long Term Asset Turnover	13.84 times
Average Days Receivable Outstanding	43.84 Days
RETURN	
Profit Margin	0.33%
Return on Assets	1.56%
Profitability of Capital	5.41%

COMMENTS ON THE FINANCIAL STATEMENTS

CONCLUSION

APPENDICES

Customer Services

Should you require any further information or have any questions, please contact your local Customer Service Centre. Mexican subscribers please contact:

Dun & Bradstreet de Mexico, S.A. de C.V.

Durango 263, 5° Piso

Col. Roma

06700 México, Ciudad de México

Tel: +52 (55) 4166-3000

Tel: +52 (55) 5229-6900

Customer Service Portal: <https://www.cialdnb.com/customer-support/>

Website: <https://www.cialdnb.com>

Enquiries should **always** contain the below minimum details please:

- Full Company Name
- Full Headquarters Address
- Telephone Number
- Business Identification Number
- Contact Name
- Reference
- Order Date

D&B MEXICO EMMA Score

D&B EMMA Score (Emerging Market Mediation Alert Score) is a risk assessment model developed for emerging market countries. It is a score developed by data profiling approach and statistical modeling, which predicts the possibility of a business in perilous status of instability or unreliability, such as poor financials, delay payment, stale inventory, abnormal operational status, etc. The EMMA Score provides you with a quick assessment of a business' risk standing, and when used together with other information, allows you to make better risk decisions.

The EMMA Score is based on a scale of 1 to 10, where 1 represents a lower risk and 10 a higher risk.

EMMA Score for Mexico is initially rolled out in 2012, derived from the sample analysis of thousands of company records. When using the Score to make individual applicant decisions, a customized version of this table based on an analysis of the Score against your customer account portfolio is recommended. It does not necessarily mean doing business with a company, which is assigned with higher Risk Score, will result in increased risk. EMMA Score for Mexico is calibrated on regular basis following D&B Global Modeling Methodology that captures business environmental change in Mexico caused by macro economy shift and particular systematic events.

MEXICO EMMA SCORE COMMENTARY

Risk Range	EMMA Score	% of report in Mexican Universe	Commentary
Low Risk Scores	1-3	28.27 %	Lower Risk Range
Medium Risk Scores	4-7	29.58 %	Average Risk Range
High Risk Scores	8-10	42.15 %	Higher Risk Range

The Key Drivers of the EMMA Score include the following:

Business Information

- Legal Form
- Location
- Number of Employees
- Whether the Company has a parent
- Industry

Public Record

- Legal events - suits

Financial Information

- Total Liabilities
- Financial Ratios

Payment Information

- Delinquent Payment Data

EMMA SCORE APPLICATION

- *Low EMMA Score* -May proceed to process the applicant quickly with minimal or no manual review depending on the extent of score validation analysis.
- *Medium EMMA Score* -Medium Risk Scores - Recommend a manual review of the applicant based on the applicant's capacity, your internal policy and risk tolerance.
- *High EMMA Score* -High Risk Scores - Requires thorough manual review of potential decline, or approval depending on the applicant's capacity, your internal policy and risk tolerance.

D&B PAYDEX

The **D&B Paydex** is the payment performance indicator, weighted by the monetary value of the payment experiences as reported by D&B through credit references, which results in a numerical value. It is developed as a current performance measure based on the payment experiences in the D&B database. Its performance depends on the individual combination of payment experiences of a company, weighted according to their amounts in pesos or dollars.

The D&B Paydex identifies the internal factors that cause risks based on the company's payment records.

The D&B Paydex is based on a scale from 20 to 100.

LA CLAVE DEL D&B PAYDEX

Paydex	Payments
100	Advance payment
90	Discount
80	Prompt
70	15 days after term
60	22 Days after term

50	30 Days after term
40	60 Days after term
30	90 Days after term
20	120 Days after term
UN	Unavailable

INTERPRETATION AND ANALYSIS OF RISK ASSESSMENT MATRIX

Classifications	Risk Level	Description	Credit Policy
Quality group	AA->AB	The business is solid, and the bills are paid on time; therefore, it has a good credit reputation.	Credit policies can be granted with automatic approval.
Low risk group	BA->BB->AC	The business operates with little risk, although there are some delays in its payment history.	A pertinent credit policy is suggested, with some manual revisions.
High risk group	CA->BC->CB	The business operates with significant risk and there are some considerable delays in its payment history.	A strict credit policy is suggested, with a detailed manual review.
Monitoring group	CC	The business operates with a higher risk and there is the possibility of presenting a severe delay or failure to pay its bills.	It is suggested to avoid sales on credit and prefer cash agreements.

*Risk levels are listed in order of risk from low to high.

The Risk Assessment Matrix is a tool to investigate the insight of a subject and combined with EMMA Score and PAYDEX® EMMA Score can indicate the risk level of subject. With the help of PAYDEX® one can also further analyze subject's risk and find out the internal factors causing risks based on the payment records of subject. In summary, the assessment matrix can make further insightful analysis towards the enterprises with similar EMMA Scores.

When using EMMA Score and Risk Assessment Matrix, the combination of other information, such as internal assessment policy of enterprise, commercial information provided by D&B, and feedback from the people who directly contacts with subject, etc., is recommended. This information will allow you to make suitable risk decisions.

DETERMINING THE SIZE OF THE COMPANY

The size of the company presented is determined by the Ministry of Economy, which takes as factors the number of employees and the income generated by the company.

STRATIFICATION

Size	Sector	Number of Workers Range	Annual Sales Amount Range
Micro	All	Up to 10	Up to \$4,000,000
Small	Commerce	From 11 to 30	From \$4,000,001 to \$100,000,000
	Industry	From 11 to 30	From \$4,000,001 to \$100,000,000
	Services	From 11 to 30	From \$4,000,001 to \$100,000,000
Medium	Commerce	From 31 to 100	From \$100,000,001 to \$250,000,000
	Industry	From 51 to 100	From \$100,000,001 to \$250,000,000
	Services	From 51 to 250	From \$100,000,001 to \$250,000,000
Big	Commerce	From 101	From \$250,000,001
	Industry	From 101	From \$250,000,001
	Services	From 251	From \$250,000,001

MAXIMUM CREDIT RECOMMENDATION (MCR)

The Maximum Credit Recommendation is the maximum amount of debt that an individual or company can assume without putting their financial integrity at risk.

The key drivers of the Maximum Credit Recommendation include the following:

Firmographic information

- Tenure
- Number of Employees
- Capital Stock
- Corporate Structure
- Credit Behavior

Financial Information

- Financial Ratios
- Sales Amount

CONFIDENCE SCORE: MAXIMUM CREDIT RECOMMENDATION (MCR)

Score Indicator	Confidence Score Interpretation	Description
A	High	The Maximum Credit Recommendation is based on financial information less than 18 months old.
B	Medium High	The Maximum Credit Recommendation is based on financial information older than 18 months.
C	Medium Low	The Maximum Credit Recommendation is based on the amount of official sales of the company.
D	Low	The Maximum Credit Recommendation is based on the company's estimated sales amount.

D&B RATING GLOSSARY

The following ratings are available for businesses in Mexico:

D&B Rating- The D&B® Rating in Mexico consists of 2 parts, the Financial Strength Indicator and the Risk Indicator. The Financial Strength Indicator is based on Net Worth of a current fiscal balance sheet. The table below contains the values for the D&B Rating in Mexico.

Financial Strength Indicator

Range MXN			Composition of Risk Indicator			
Net Worth	From	To	Strong	Good	Fair	Poor
5A	511,490,000	And above	1	2	3	4
4A	102,298,000	511,489,999	1	2	3	4
3A	15,345,000	102,297,999	1	2	3	4
2A	7,672,000	15,344,9999	1	2	3	4
1A	3,836,000	7,671,999	1	2	3	4
A	1,923,000	3,835,999	1	2	3	4
B	962,000	1,922,999		2	3	4
C	481,000	961,999		2	3	4
D	246,000	480,999		2	3	4
E	123,000	245,999		2	3	4
F	61,000	122,999		2	3	4
G	Up to	60,999		2	3	4
O	Balance Sheet not available.					

Risk Indicator	Condition	Level Risk	Interpretation
1	Strong	Minimum Risk	Grant Credit - offer more enlarged terms if necessary
2	Good	Risk Low	Grant Credit
3	Fair	Slightly bigger than the average Risk	Grant Credit, but monitor

4	Poor	Meaningful Risk	Examine each case before granting credit, get more market information, and analyze other suppliers. Ask for assurance if necessary due to the high risk.
S	Service Companies	By the business nature, do not sign risk level	Companies that do not request credit in their normal activities (Banks, Brokerages, Insurance Co., Schools, Associations, Government, etc...)
-	Undetermined	Unknown Risk	Insufficient Information

An 'S' Risk Indicator is only assigned in conjunction with a Financial Strength Indicator (e.g. 5A-S, 4A-S, F-S, O-S)

Risk Indicator- Used in conjunction with the Financial Strength Indicator. The Risk Indicator reflects D&B's opinion of the risk associated with trading with a specific business, notably the likelihood of business continuance or failure over the next 12 months.

ALTERNATE RATINGS USED

--	No information available
NB	New Business: Less than 30 months
BR	Local Branch
FB	Foreign Branch
NQ	Out of Business: Business has ceased to trade
N4	Negative Net Worth

CONFIDENTIALITY

CONFIDENTIAL THIS INFORMATION IS PROVIDED BY DUN & BRADSTREET SUBJECT TO THE TERMS AND CONDITIONS OF YOUR SUBSCRIPTION CONTRACT AND IS NOT TO BE DISCLOSED.



© Rights Reserved 2018 Dun & Bradstreet. All Rights Reserved. This report, which is authorized for the exclusive use of D&B Customers, through a contract, and to be used as an instrument of business decision, contains information compiled from different sources on which D&B no control and have not been verified unless otherwise specified in this report. Dun & Bradstreet does not assume any of the user's business risks; does not guarantee the accuracy, integrity and timeliness of the information and shall not be liable in tort, contract or otherwise for any loss, damage or injury resulting from the use of this information, even if caused by Dun & Bradstreet's negligence.

COPYRIGHT © 2023 DUN & BRADSTREET. THIS REPORT MAY NOT BE REPRODUCED IN WHOLE OR IN PART IN ANY FORM OR MANNER WHATSOEVER.

Corporate Linkage

This information may not be reproduced in whole or in part by any means of reproduction.

Last Login : 11/08/2023 14:35:33

©Dun & Bradstreet, Inc. 2005-2023. All rights reserved

[Privacy Policy \(https://www.dnb.co.uk/utility-pages/privacy-policy.html\)](https://www.dnb.co.uk/utility-pages/privacy-policy.html) | [Terms of Use \(http://www.dnb.com/utility-pages/terms-of-use.html\)](http://www.dnb.com/utility-pages/terms-of-use.html)