

LIVE REPORT

HIGH-TEST MANAGEMENT COMPANY

Tradestyle(s): -

ACTIVE **SINGLE LOCATION**

D-U-N-S Number: 10-079-0811

Address: 607 Penn Street, New Bethlehem, PA, 16242, United States Of America

Endorsement: servizioclienti@icribis.com

Summary

KEY DATA ELEMENTS

KDE Name	Current Status	Details
PAYDEX®	80	Pays on time
Delinquency Score	94	Low Risk of severe payment delinquency.
Failure Score	78	Low to Moderate Risk of severe financial stress.
D&B Viability Rating		View More Details
Bankruptcy Found	No	
D&B Rating	DS	The information available does not permit us to classify the company.

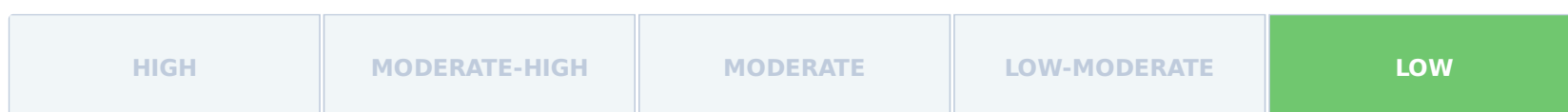
COMPANY PROFILE ⓘ

D-U-N-S 10-079-0811	Mailing Address UNITED STATES	Age (Year Started) 6 Years (2017)
Date Incorporated 02/06/2017	Present Control Succeeded 2017	Line of Business Management services
State of Incorporation PENNSYLVANIA		SIC 8741
Ownership Not publicly traded		NAICS 561110



OVERALL BUSINESS RISK ⓘ

Dun & Bradstreet thinks...



Overall assessment of this organisation over the next 12 months:	Very Stable Condition
Based on the predicted risk of business discontinuation:	High Likelihood Of Continued Operations
Based on the predicted risk of severely delinquent payments:	Very Low Potential For Severely Delinquent Payments

D&B MAX CREDIT RECOMMENDATION

MAXIMUM CREDIT RECOMMENDATION

€ 31.870

The recommended limit is based on a low probability of severe delinquency.

FAILURE SCORE

Company's Risk Level
LOW-MODERATE

Probability of failure over the next 12 months
0.1 %

78

High Risk (1) Low Risk (100)

Past 12 Months

DELINQUENCY SCORE

Company's Risk Level
LOW

Probability of delinquency over the next 12 months
1.24 %

94

High Risk (1) Low Risk (100)

Past 12 Months

VIABILITY RATING SUMMARY

Viability Score
3
High Risk (9) Low Risk (1)

Data Depth Indicator
C
Descriptive (G) Predictive (A)

Portfolio Comparison
2
High Risk (9) Low Risk (1)


Financial Data	Unavailable
Trade Payments	Available: 3+Trade
Company Size	Small: Employees: <10 and Sales: <\$10K or Missing
Years in Business	Established

D&B PAYDEX® ⓘ



0 pays on time

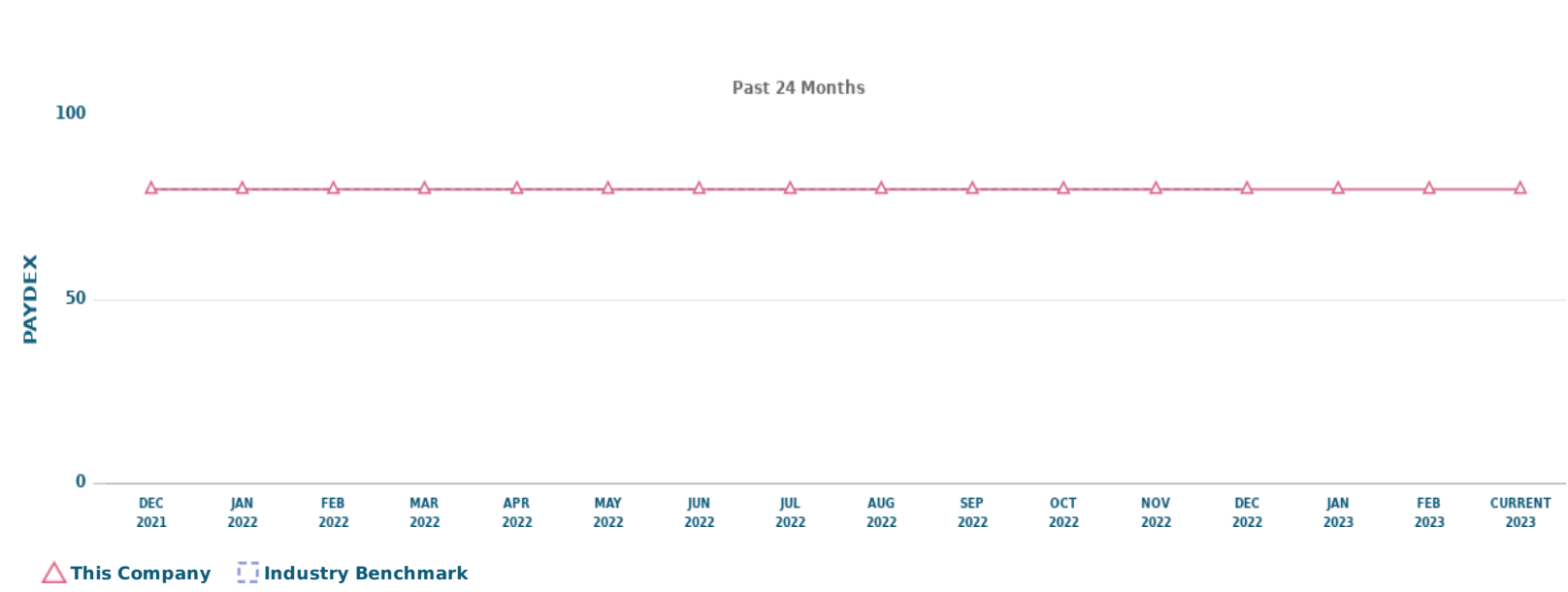
Past 24 Months



D&B PAYDEX - 3 MONTHS ⓘ

UNDETERMINED

PAYDEX® TREND CHART ⓘ



SBRI ORIGATION



No SBRI Origination Score data is currently available.

D&B SBFE SCORE



No D&B SBFE Score data is currently available.

D&B RATING ⓘ

Special Rating

DS : Undetermined

Current Rating


LEGAL EVENTS

Events	Occurrences	Last Filed
Bankruptcies	0	-
Judgements	0	-
Liens	0	-
Suits	0	-
UCC	0	-

DETAILED TRADE RISK INSIGHT™

Days Beyond Terms
0 Days

3 Months
From Nov-22 to Jan-23



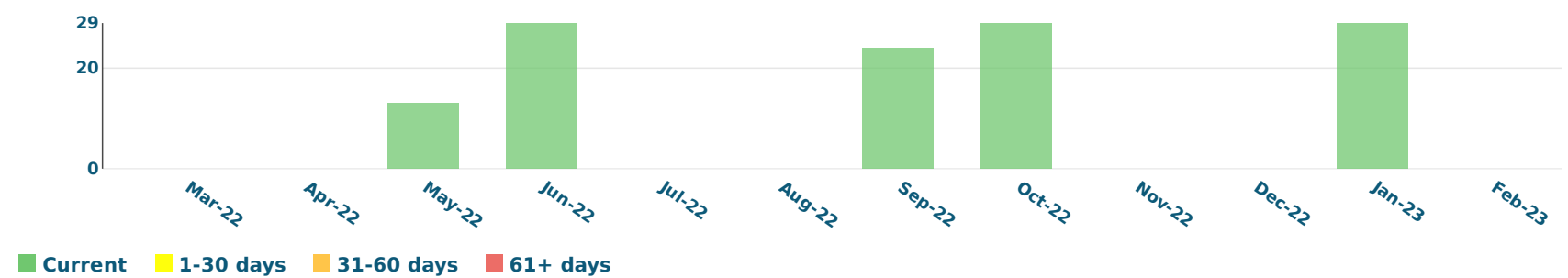
Dollar-weighted average of 2 payment experiences reported from 2 companies.

Recent Derogatory Events

Status	Jan-23	Feb-23	Mar-23
Placed for Collection	-	-	-
Bad Debt Written Off	-	-	-

DETAILED TRADE RISK INSIGHT™ 13 MONTH TREND

Total Amount Current and Past Due -



FINANCIAL OVERVIEW - BALANCE SHEET



No Data Available

TRADE PAYMENTS

Highest Past Due:

0

**Highest Now O
wing**
4.619

**Total Trade Ex
periences**
4

**Largest High C
redit**
6.928

FINANCIAL OVERVIEW - PROFIT AND LOSS



No Data Available

OWNERSHIP

This company is a Single Location.

FINANCIAL OVERVIEW - KEY BUSINESS RATIOS



No Data Available

ALERTS



There are no alerts for this D-U-N-S Number.

WEB & SOCIAL POWERED BY FIRSTRAIN



No Data Available

COUNTRY/REGIONAL INSIGHT




United States Of America

Risk Category



Emergency measures after the second-largest bank collapse in the US (SVB) should prevent systemic spillovers, but investor and depositor confidence will wane as the resolution process takes its course.



Available Reports

[Country Insight Snapshot \(CIS\)](#)

High-level view of a single country's cross-border risk exposure, with particular focus on the current political, commercial, and macroeconomic environments.

[Country Insight Report \(CIR\)](#)

In-depth analysis of the current risks and opportunities within a single country and its regional and global context.

STOCK PERFORMANCE



No stock performance data is available for this D-U-N-S Number.

The scores and ratings included in this report are designed as a tool to assist the user in making their own credit related decisions, and should be used as part of a balanced and complete assessment relying on the knowledge and expertise of the reader, and where appropriate on other information sources. The score and rating models are developed using statistical analysis in order to generate a prediction of future events. Dun & Bradstreet monitors the performance of thousands of businesses in order to identify characteristics common to specific business events. These characteristics are weighted by significance to form rules within its models that identify other businesses with similar characteristics in order to provide a score or rating.

Dun & Bradstreet's scores and ratings are not a statement of what will happen, but an indication of what is more likely to happen based on previous experience. Though Dun & Bradstreet uses extensive procedures to maintain the quality of its information, Dun & Bradstreet cannot guarantee that it is accurate, complete or timely, and this may affect the included scores and ratings. Your use of this report is subject to applicable law, and to the terms of your agreement with Dun & Bradstreet.


Detailed Trade Risk Insight™

Detailed Trade Risk Insight provides detailed updates on over 1.5 billion commercial trade experiences collected from more than 260 million unique supplier/purchaser relationships.

DAYS BEYOND TERMS - PAST 3 & 12 MONTHS

3 Months of Nov-22 to Jan-23


Days Beyond Terms :0 Days



Dollar-weighted average of **2** payment experiences reported from **2** companies.

12 months of Apr-22 to Mar-23

Days Beyond Terms :0 Days

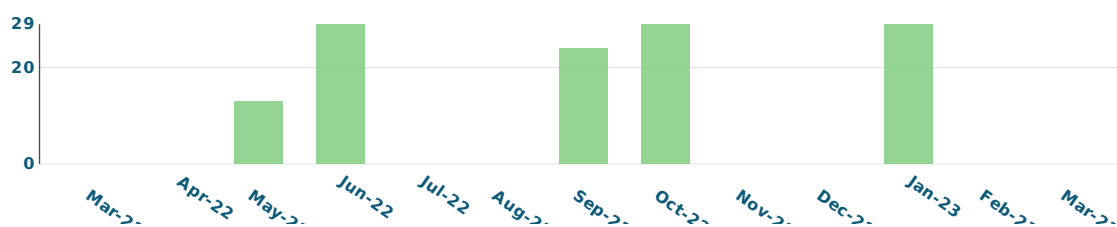


Dollar-weighted average of **2** payment experiences reported from **2** companies.

DEROGATORY EVENTS LAST 13 MONTHS FROM MAR-22 TO MAR-23

No Derogatory trade Event has been reported on this company for the past 13 Months

TOTAL AMOUNT CURRENT AND PAST DUE - 13 MONTH TREND FROM MAR-22 TO MAR-23



LEGEND

- Current
- 1-30 days
- 31-60 days
- 61-90 days
- 91+ days

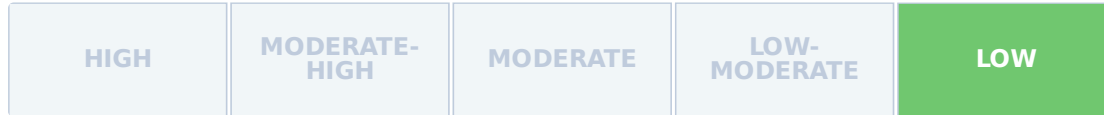
Status Mar-22 Apr-22 May-22 Jun-22 Jul-22 Aug-22 Sep-22 Oct-22 Nov-22 Dec-22 Jan-23 Feb-23 Mar-23

Status	Mar-22	Apr-22	May-22	Jun-22	Jul-22	Aug-22	Sep-22	Oct-22	Nov-22	Dec-22	Jan-23	Feb-23	Mar-23
Total	0	0	13	29	0	0	24	29	0	0	29	0	0
Current	0	0	13	29	0	0	24	29	0	0	29	0	0
1-30 Days Past Due	0	0	0	0	0	0	0	0	0	0	0	0	0
31-60 Days Past Due	0	0	0	0	0	0	0	0	0	0	0	0	0
61-90 Days Past Due	0	0	0	0	0	0	0	0	0	0	0	0	0
91+ Days Past Due	0	0	0	0	0	0	0	0	0	0	0	0	0

Risk Assessment

D&B RISK ASSESSMENT

OVERALL BUSINESS RISK



MAXIMUM CREDIT RECOMMENDATION

€ 31.870

The recommended limit is based on a low probability of severe delinquency.

Dun & Bradstreet thinks...

- Overall assessment of this organisation over the next 12 months: **VERY STABLE CONDITION**
- Based on the predicted risk of business discontinuation: **HIGH LIKELIHOOD OF CONTINUED OPERATIONS**
- Based on the predicted risk of severely delinquent payments: **VERY LOW POTENTIAL FOR SEVERELY DELINQUENT PAYMENTS**


D&B VIABILITY RATING SUMMARY

The D&B Viability Rating uses D&B's proprietary analytics to compare the most predictive business risk indicators and deliver a highly reliable assessment of the probability that a company will go out of business, become dormant/inactive, or file for bankruptcy/insolvency within the next 12 months. The D&B Viability Rating is made up of 4 components:

Viability Score

Compared to All US Businesses within the D&B Database:

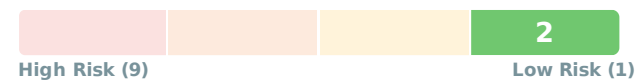
- Level of Risk: **Low Risk**
- Businesses ranked **3** have a probability of becoming no longer viable: **3 %**
- Percentage of businesses ranked **3**: **15 %**
- Across all US businesses, the average probability of becoming no longer viable: **14 %**



Portfolio Comparison

Compared to All US Businesses within the same MODEL SEGMENT:

- Model Segment: **Established Trade Payments**
- Level of Risk: **Low Risk**
- Businesses ranked **2** within this model segment have a probability of becoming no longer viable: **3 %**
- Percentage of businesses ranked **2** with this model segment: **16 %**
- Within this model segment, the average probability of becoming no longer viable: **5 %**



Data Depth Indicator

Data Depth Indicator:

- ✓ Rich Firmographics
- ✓ Extensive Commercial Trading Activity
- ✗ No Financial Attributes

Greater data depth can increase the precision of the D&B Viability Rating assessment.

To help improve the current data depth of this company, you can ask D&B to make a personalised request to this company on your behalf to obtain its latest financial information. To make the request, click the link below.

Note: The company must be saved to a folder before the request can be made.

Request Financial Statements

Reference the FINANCIALS tab for this company to monitor the status of your request.



Company Profile:

Company Profile Details:

- Financial Data: **False**
- Trade Payments: **Available: 3+Trade**
- Company Size: **Small: Employees: <10 and Sales: <\$10K or Missing**
- Years in Business: **Established: 5+**



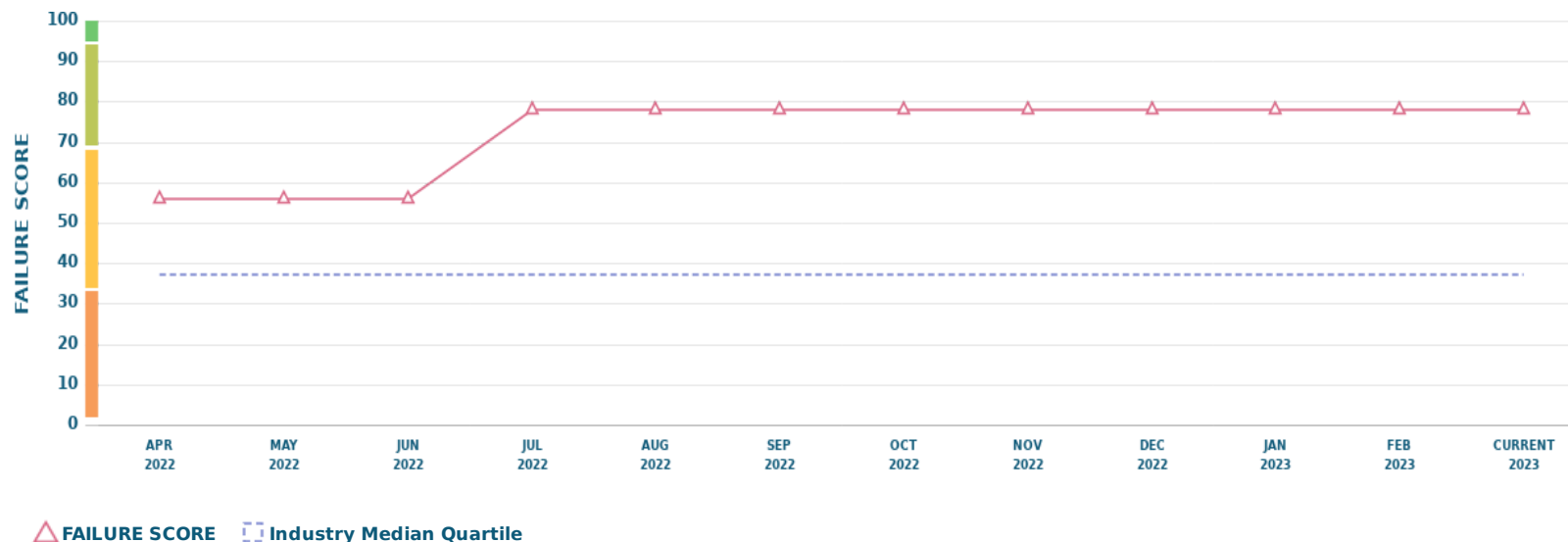
Financial Data	Trade Payments	Company Size	Years in Business
False	Available: 3+Trade	Small	Established

FAILURE SCORE

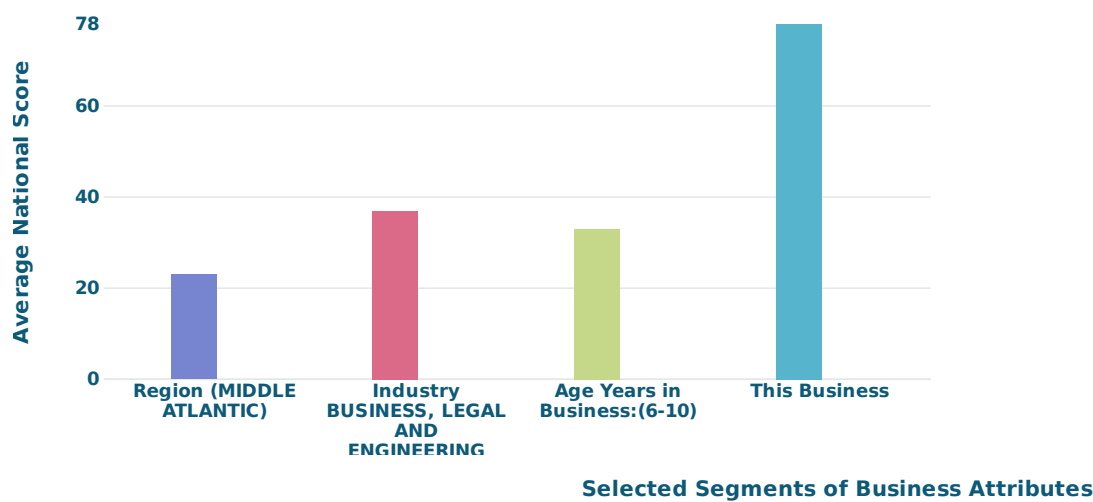


Level of Risk Low-Moderate	Raw Score 1529	Probability of Failure 0.1 %	Average Probability of Failure for Businesses in D&B Database 0.48	Class 2
---	---------------------------------	---	---	--------------------------

Business and Industry Trends



BUSINESS AND INDUSTRY COMPARISON



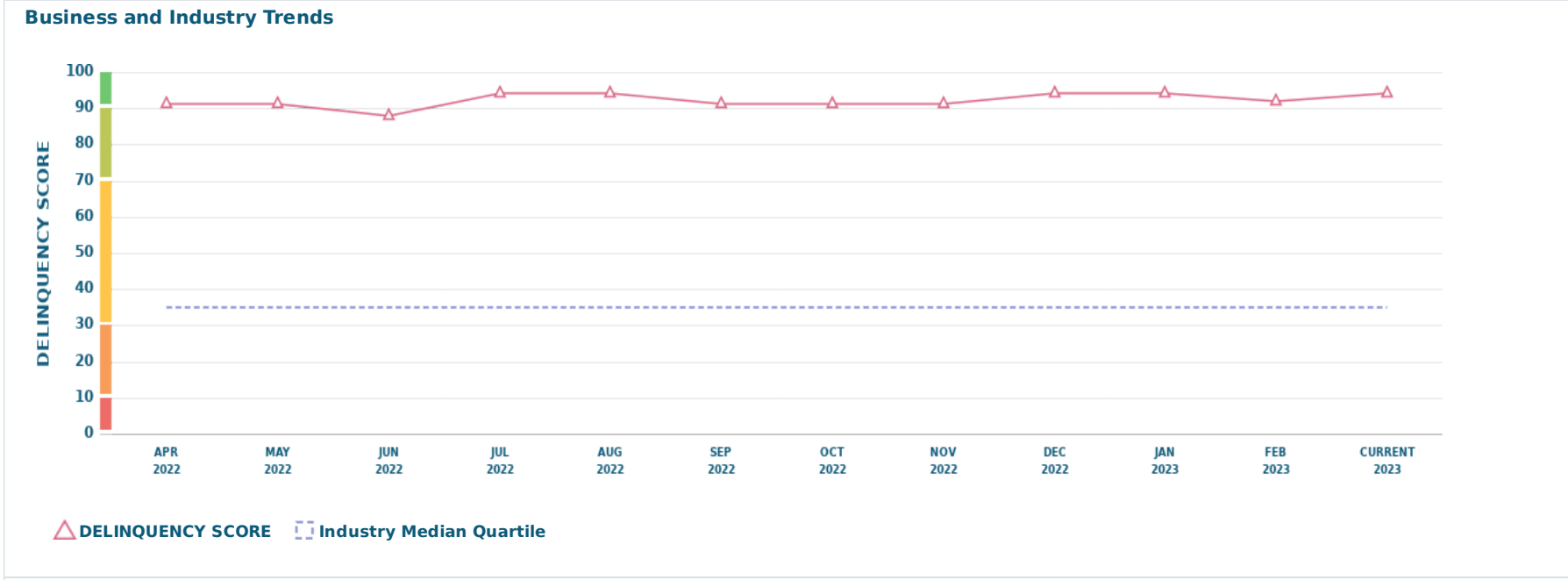
Norms National %

Norms	National %
This Business	78
Region:(MIDDLE ATLANTIC)	23
Industry:BUSINESS, LEGAL AND ENGINEERING SERVICES	37
Employee range:	-
Years in Business:(6-10)	33

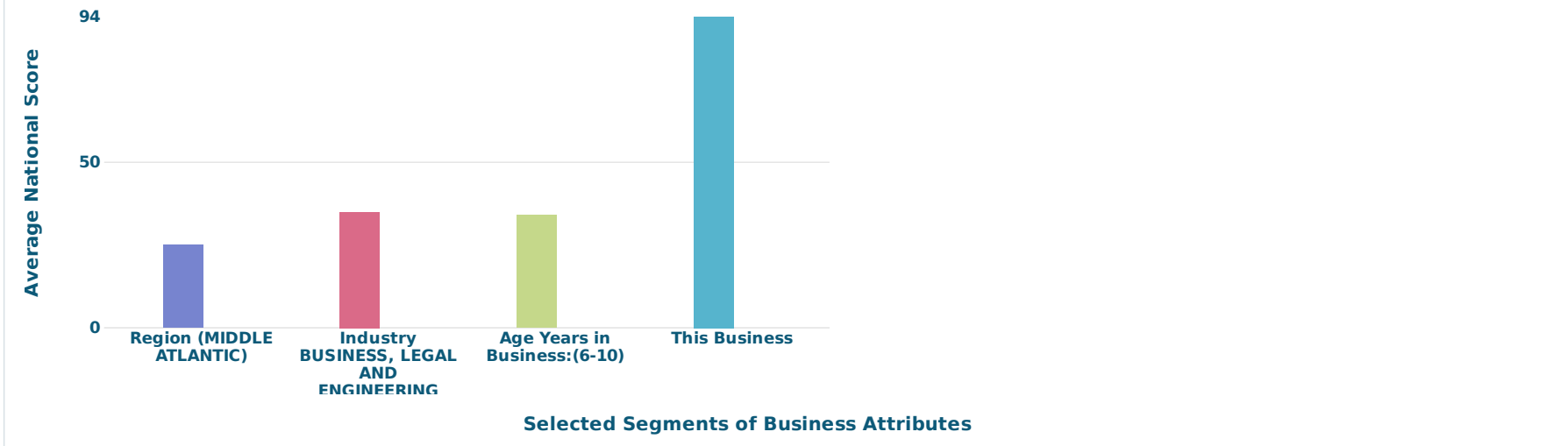
DELINQUENCY SCORE



Level of Risk Low	Raw Score 593	Probability of Delinquency 1.24 %	Compared to Businesses in D&B Database 10.2 %	Class 1
------------------------------------	--------------------------------	--	--	--------------------------



BUSINESS AND INDUSTRY COMPARISON



Norms	National %
This Business	94
Region:(MIDDLE ATLANTIC)	25
Industry:BUSINESS, LEGAL AND ENGINEERING SERVICES	35
Employee range:	-
Years in Business:(6-10)	34

D&B PAYDEX

When weighted by amount, Payments to suppliers average pays_on_time

□ High risk of late payment (Average 30 to 120 days beyond terms)

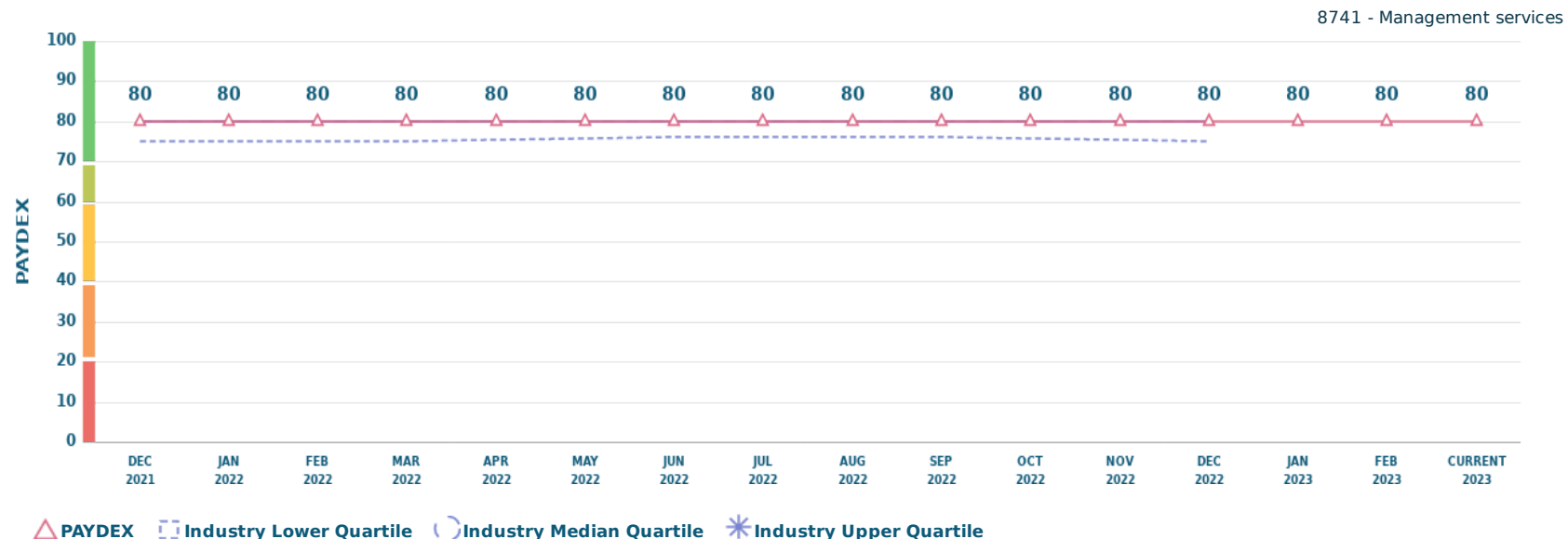
D&B 3 MONTH PAYDEX

UNDETERMINED

- Medium risk of late payment (Average 30 days or less beyond terms)
- Low risk of late payment (Average prompt to 30+ days sooner)

Industry Median: 80
Equals Pays On Time

Business and Industry Trends



D&B RATING

Current Rating

Special Rating

DS : Undetermined

Trade Payments

TRADE PAYMENTS SUMMARY (Based on 24 months of data)

Overall Payment Behaviour

0

Days Beyond Terms

Highest Now Owing:

US\$ 5.000

% of Trade Within Terms

100%

Total Trade Experiences:

4

Largest High Credit:
US\$ 7.500

Average High Credit:
US\$ 2.533

Highest Past Due

US\$ 0

Total unfavourable Comments :

0

Largest High Credit:
US\$ 0

Total Placed in Collections:

0

Largest High Credit:
US\$ 0

D&B PAYDEX

When weighted by amount, Payments to suppliers average
pays_on_time

- High risk of late payment (Average 30 to 120 days beyond terms)
- Medium risk of late payment (Average 30 days or less beyond terms)
- Low risk of late payment (Average prompt to 30+ days sooner)

Industry Median: 80
Equals Pays On Time

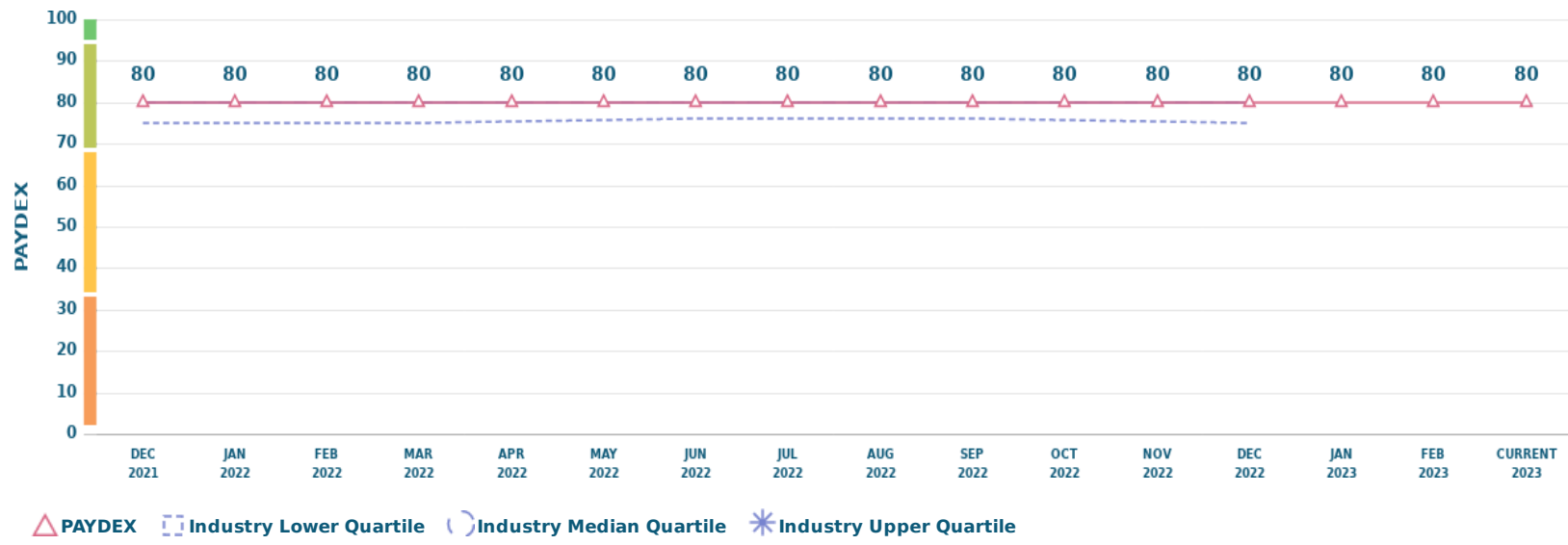
D&B 3 MONTH PAYDEX

UNDETERMINED

BUSINESS AND INDUSTRY TRENDS

Based on 24 months of data

8741 - Management services



	12/21	1/22	2/22	3/22	4/22	5/22	6/22	7/22	8/22	9/22	10/22	11/22	12/22	1/23	2/23	Current 2023
This Business	80	80	80	80	80	80	80	80	80	80	80	80	80	80	80	80
Industry Quartile																
Upper	80	-	-	80	-	-	80	-	-	80	-	-	80	-	-	-
Median	80	-	-	80	-	-	80	-	-	80	-	-	80	-	-	-
Lower	75	-	-	75	-	-	76	-	-	76	-	-	75	-	-	-

TRADE PAYMENTS BY CREDIT EXTENDED (Based on 12 months of data)

Range of Credit Extended (US\$)	Number of Payment Experiences	Total Value	% Within Terms
100.000 & over	0	US\$ 0	0
50.000 - 99.999	0	US\$ 0	0
15.000 - 49.999	0	US\$ 0	0
5.000 - 14.999	1	US\$ 7.500	100
1.000 - 4.999	0	US\$ 0	0
Less than 1.000	2	US\$ 100	100

TRADE PAYMENTS BY INDUSTRY (BASED ON 24 MONTHS OF DATA)

[Collapse All](#) | [Expand All](#)

Industry Category-	Number of Payment Experiences	Largest High Credit (US\$)	% Within Terms (Expand to View)	1 - 30 Days Late (%)	31 - 60 Days Late (%)	61 - 90 Days Late (%)	91 + Days Late (%)
▼60 - Depository Institutions	2	7.500	100	0	0	0	0
6022 - State commercial bank	1	7,500	100	0	0	0	0
6021 - Natnl commercial bank	1	50	100	0	0	0	0
▼96 - Administration of Economic Programs	1	50	100	0	0	0	0
9611 - Admin economic prgm	1	50	100	0	0	0	0

TRADE LINES

Date of Experience	Payment Status	Selling Terms	High Credit (US\$)	Now Owes (US\$)	Past Due (US\$)	Months Since Last Sale
02/23	Pays Promptly	-	7.500	5.000	0	-
02/23	Pays Promptly	-	50	0	0	1
10/22	-	Cash account	50	0	0	Between 6 and 12 Months
02/22	Pays Promptly	-	50	0	0	Between 6 and 12 Months

OTHER PAYMENT CATEGORIES

Other Payment Categories	Experience	Total Amount
Cash experiences	1	€ 50
Payment record unknown	0	€ 0
Unfavorable comments	0	€ 0
Placed for collections:	0	€ 0
Total in D&B's file	4	€ 7.650

Accounts are sometimes placed for collection even though the existence or amount of the debt is disputed. Payment experiences reflect how bills are met in relation to the terms granted. In some instances payment beyond terms can be the result of disputes over merchandise, skipped invoices etc. Each experience shown represents a separate account reported by a supplier. Updated trade experiences replace those previously reported.

Corporate Linkage

OWNERSHIP

This company is a **Single Location**.

Legal Events

The following Public Filing data is for information purposes only and is not the official record. Certified copies can only be obtained from the official source.

Bankruptcies	Judgements	Liens	Suits	UCCs
No	0 Latest Filing: -	0 Latest Filing: -	0 Latest Filing: -	0 Latest Filing: -

D&B has not received any Public Filings for this company

Special Events

SPECIAL EVENTS

Date	Event Description
26/12/2020	High-Test Management Company was reported by the SBA as a recipient of a Covid-19 EIDL loan for \$8,600 on 05/25/2020 under the Economic Injury Disaster Loan Program.

Financials - D&B

A detailed financial statement is not available from this company for publication.

A detailed financial statement is not available from this company for publication.

D&B currently has no financial information on file for this company

Company Profile

COMPANY OVERVIEW

D-U-N-S 10-079-0811	Mailing Address UNITED STATES	Age (Year Started) 6 Years (2017)
Date Incorporated 02/06/2017	Present Control Succeeded 2017	Line of Business Management services
Business Commenced On 2017	SIC 8741	
State of Incorporation PENNSYLVANIA	NAICS 561110	
Ownership Not publicly traded		



BUSINESS REGISTRATION

Corporate and business registrations reported by the secretary of state or other official source as of: 2022-10-22
This data is for informational purposes only, certification can only be obtained through the Office of the Secretary of State.

Registered Name	High-Test Management Company
State of Incorporation	PENNSYLVANIA
Registration ID	6563298
Registration Status	ACTIVE
Filing Date	02/06/2017
Where Filed	SECRETARY OF STATE/CORPORATIONS DIVISION

COMPANY EVENTS

The following information was reported on: 25/07/2020

Business started 2017.

BUSINESS ACTIVITIES AND EMPLOYEES

The following information was reported on: 25/07/2020

Business Information

Description Provides management services.

Employees UNDETERMINED.

Business Information**Financing Status** Unsecured**Facilities** Occupies premises in building.**Related Concerns****SIC/NAICS Information****Industry Code** **Description** **Percentage of Business****8741** Management services -**87410000** Management services -**NAICS Codes** **NAICS Description****561110** Office Administrative Services**GOVERNMENT ACTIVITY****Activity Summary****Borrower(Dir/Guar)** Yes**Administrative Debt** No**Contractor** No**Grantee** No**Party excluded from federal program(s)** No**Federal Information****REPORTED U.S. GOVERNMENT CONTRACT ACTIONS**

No government activity has been found in this section.

REPORTED FEDERAL LOANS AND LOAN GUARANTEES

Rep orte d Da te	App rova l Da te	Mat urit y Da te	Inte rest Rate	Pay men t Fr equ ency	Amo unt	Type	Amo unt Disb urse d	Curr ent Due	Bala nce Due	Past Due	Last Pay men t Da te	Next Inst allm ent Dat e	Status	Fede ral C redit or	Loa n ID	Priv ate Len der
31/0 3/20 21	25/0 5/20 20	17/0 6/20 50	3.7 5%	Mon thly	€ 8. 600, 00	Dire ct	€ 0, 00	€ 0, 00	€ 8. 600, 00	€ 0, 00		17/0 6/20 21	Disburs ed Reg ular	U.S SMA LL B USI NES S AD M	291 946 78	

CLAIMS, FEES, FINES, OVERPAYMENTS, PENALTIES AND OTHER MISC. REPORTED DEBTS TO FEDERAL AGENCIES

No government activity has been found in this section.

REPORTED PARTY EXCLUDED FROM FEDERAL PROGRAM(S)

No government activity has been found in this section.

REPORTED U.S. GOVERNMENT GRANT AWARDS

No government activity has been found in this section.

Last Login : 24/03/2023 10:51:57

©Dun & Bradstreet, Inc. 2005-2023. All rights reserved

[Privacy Policy](#) | [Terms of Use](#)