



Order Details

ORDER NUMBER
DATE / TIME

SKY01910000169966
Oct 26, 2016 / 6:07:28 PM

REPORT TYPE:
SERVICE:


CREDIT REPORT
ONLINE

🔍 BUSINESS HIGHLIGHTS

IDENTIFICATION

Company Name		Country
Sonnental MusterbetriebsgmbH		Austria
Legal Form	Registration Date	Incorporation Date
limited company	Mar 10, 1995	Jan 01, 1990
Registered Address		
Sonnengasse 30, 6543 Sonnstadt, AUT		
Registered Number		
FN9999999m		
OENB		
7813000		
CRIF ID		
3651000040030782		
VAT Number	Issuing authority	
ATU00000006	Wien, HG	
Contact		
Email	Website	
muster@mustersonental.at	http://www.mustersonental.at	
Phone	Fax	
+43 1 23465656-0	+43 1 23465656-12	
Trade name		
Restaurant Sonnenstrahl		

HIGHLIGHTS

Crif Rating	M- medium size - weak credit rating	increased risk
Score	427	
Decision	 yellow	
Credit limit	€51,000	
Company status	Active	
Ultimate parent	Werner Sonnhofer	Austria
Presence of Adverse Data	Negative information is known to us	
Latest Account Date	Dec 31, 2014	
Primary Industry	56.00-0 - Food and beverage service activities	
Activity Code	56.00-0 - Food and beverage service activities 47.19-0 - Other retail sale in non-specialised stores 55.00-0 - Accommodation 55.10-1 - Hotels	
Employees	80	
Financial factors		
Total Assets	€10,216,407	
Current Assets	€392,626	

Current Liabilities	€8,123,280
Inventory	€184,262
Liquid Assets	€61,119
Registered Capital	€50,000
Turnover	€18,400,000
Net Worth	€391,500
Fixed Assets	€9,777,225

RISK ASSESSMENT

RISK EVALUATION

Decision  yellow

Assessment

score	427
Crif Rating	M- medium size - weak credit rating
Credit Limit	51,000 €
Recommendation	increased risk

Decision Matrix

Score	427	yellow
Payment Index	46	yellow
Score Balance Sheet	488	green
Decision Maker Payment Index	78	green
Decision Maker Other Companies Payment Index	54	green
Score Worst Subsidiary	479	green
Score Mother Company	472	green
Company Status	Active	green
Foundation since	26 years 10 months 5 days	green
Name change	12 years 11 months 23 days	green
Domicile change	-	-
Management change	8 years 7 months 28 days	green
Owner change	-	-

Score analysis

who	score	commentary
Company	427	
Industry	524	score of the company is below the sectorals average of medium-sized companies
Market	516	score of the sector/industry equates to the market average

RELEVANT EVENTS

NEGATIVE EVENTS

Summary

Record count

5

Last entry date	Feb 14, 2015	
Total amount	5,160 €	
Total amount open	4,500 €	
Payment index	46	The payment index value shows exclusively the availability of negative payment experiences. The evaluation is based on the age, the number, the status and the height of the payment experiences. The area applies from 1-100. 1 is the worst value. 100 is the best value and means that no relevant payment experiences exist. The higher the rating value is the more unlikely is a loss

Collection cases

Name	Opened	Closed	Payment Status	Amount €	Open €
Sonnental MusterbetriebsgmbH	Feb 14, 2015	-	In Process	750.00	750.00
Sonnental MusterbetriebsgmbH	Dec 21, 2014	-	In Process	3,500.00	3,500.00
Sonnental MusterbetriebsgmbH	Sep 13, 2012	Sep 23, 2012	Paid	270.00	0.00
Sonnental MusterbetriebsgmbH	May 29, 2012	Mar 27, 2013	Closed	250.00	250.00
Sonnental MusterbetriebsgmbH	Jun 25, 2011	Jul 13, 2012	Paid	390.00	0.00

HISTORICAL AND LEGAL EVENTS

Changes

Basic Data	From	To	Changes
NAME	Nov 11, 2003	-	Sonnental MusterbetriebsgmbH
	Jan 03, 2001	Nov 11, 2003	Sonnental Hotel- und MusterbetriebsgmbH
	Dec 23, 1995	Jan 03, 2001	Sonnental Hotel- und GastronomiebetriebsgmbH
	Mar 10, 1951	Dec 23, 1995	Sonnenhof HotelbetriebsgmbH
LOCATION REGISTERED	Mar 10, 1951	-	6543 Sonnstadt, Sonnengasse 30
LEGAL FORM	Mar 10, 1951	-	limited company
CAPITAL	Mar 10, 1951	-	50.000,00 €

FINANCIAL INFORMATION

FINANCIAL INFORMATION

Financial figures

Capital	50,000.00 €	Annual Accounts	Dec 31, 2014
Published	Aug 08, 2015	Turnover	18,400,000.00 €
Employees	80		

Balance Sheet (EUR)

	2014	2013	2012
A. Balance sheet total	10,216,406.73	10,670,282.44	10,125,987.23
A.I. Assets	9,777,224.67	9,930,124.98	9,675,332.15
A.I.1. Intangible assets	10,531.19	16,539.00	25,795.41
A.I.2. Fixed assets	9,756,397.14	9,903,127.99	9,638,536.74
A.I.2.1. Estates	6,869,799.72	5,898,971.34	5,104,357.92
A.I.2.2. Technical equipment and machines	132,173.94	9,735.54	500,157.14
A.I.2.3. Other factory and office equipment	2,754,423.48	3,994,421.11	4,034,021.68
A.I.3. Financial assets	10,296.34	10,457.99	11,000.00
A.II. Current assets	392,626.12	702,157.34	390,157.99
A.II.1. Stocks	184,262.07	171,280.74	150,789.45
A.II.1.1. Other stocks	184,262.07	171,280.74	150,789.45
A.II.2. Receivables and other assets	147,245.10	398,654.17	138,821.21
A.II.2.1. Other receivables and intangible assets	147,245.10	398,654.17	138,821.21
A.II.3. Securities and interests	-	-	-

A.II.4. Cash in hand, checks, and credit balances	61,118.95	132,222.43	100,547.33
A.III. Accrued and deferred items	46,555.94	38,000.12	60,497.09
B. Balance sheet total	10,216,406.73	10,670,282.44	10,125,987.23
B.I. Equity capital	707,391.30	655,016.30	715,891.30
B.I.1. Nominal capital	50,000.00	50,000.00	50,000.00
B.I.2. Capital reserves	-	-	-
B.I.3. Revenue reserves	265,891.30	265,891.30	265,891.30
B.I.4. Net profit (net loss) thereof profit/deficit carried forward	391,500.00	339,125.00	400,000.00
B.II. Non-tax-paid reserves	754,657.11	735,124.78	700,000.00
B.II.1. Other nontax-paid reserves	754,657.11	735,124.78	700,000.00
B.III. Provisions	511,357.66	498,123.95	502,983.40
B.III.1. Other provisions	511,357.66	498,123.95	502,983.40
B.IV. Liabilities	8,123,279.62	8,235,124.78	8,000,519.08
B.IV.1. Liabilities to financial institutions	6,034,902.85	6,234,942.78	5,999,237.63
B.IV.2. Other liabilities, thereof from taxes, thereof within the scope of social security	2,088,376.77	2,000,182.00	2,001,281.45
B.V. Accrued and deferred items	119,721.04	546,892.63	206,593.45

Profit and Loss (EUR)

	2014	2013	2012
A. Profit and loss account	-	-	-
A.I. Gross profit	5,786,444.17	5,587,957.66	4,900,147.35
A.II. Other operating income	488,754.32	223,538.49	295,783.56
A.II.1. Income from the disposal of fixed assets with the exception of financial assets	1,755.52	2,000.00	2,500.00
A.II.2. Income from reversal of provisions for liabilities	-	-	-
A.II.3. The rest	486,998.80	221,538.49	293,283.56
A.III. Personnel costs	-2,609,512.65	-2,912,657.38	-1,578,424.58
A.III.1. Wages	-1,642,042.92	-1,957,670.47	-1,000,258.12
A.III.2. Salaries	-	-	-
A.III.3. Expenses for severance payments and payments to operational company pension funds	-	-	-
A.III.4. Expenses for company pension funds	-	-	-
A.III.5. Expenses for statutory social charges and for payment-related charges and compulsory contributions	-523,291.93	-458,357.19	-541,893.99
A.III.6. Other social expenses	-444,177.80	-496,629.72	-36,272.47
A.IV. Depreciation	-1,511,821.51	-1,114,173.61	-1,489,257.78
A.V. Other operating expense	-1,450,178.00	-1,094,934.00	-957,325.12
A.V.1. Taxes, which are not included in Z 15	-143,325.96	-133,934.10	-100,000.00
A.V.2. The rest	-1,306,852.04	-960,999.90	-857,325.12
A.VI. Subtotal (profits and losses)	703,686.33	689,731.16	1,170,923.43
A.VII. Income from investments	-	-	-
A.VIII. Income from other securities and from loans held as financial assets	2,959.65	3,573.98	-
A.IX. Interest income, income from securities and similar income	-	-	-
A.X. Income from the disposal of and addition to financial assets and investments held as current assets	-	-	-
A.XI. Expenses of finance assets thereof	-	-	-
A.XI.1. Depreciation	-	-	-
A.XI.2. Expenses to affiliated companies	-	-	-
A.XII. Interests and similar expenses	-540,411.17	-477,555.11	-981,247.99
A.XIII. Subtotal (finance result)	-537,451.52	-473,981.13	-981,247.99
A.XIV. Result of ordinary activities	166,234.81	215,750.03	189,675.44
A.XV. Extraordinary income	-	-	-
A.XVI. Extraordinary expenses	-	-	-91,358.12
A.XVII. Extraordinary result	-	-	-91,358.12
A.XVIII. Taxes on income	-130,859.54	-293,625.78	-104,004.65
A.XIX. Profit/loss of the year	35,375.27	-77,875.75	-5,687.33
A.XX. Release of untaxed reserves	16,999.73	17,000.75	-
A.21. Release of capital reserves	-	-	-

A.22. Release of revenue reserves	-	-	-
A.23. Allocation to untaxed reserves	-	-	-
A.24. Allocation to revenue reserves	-	-	-
A.25. Tax group accounting	-	-	-
A.26. Haftungssentschädigung an Gesellschafter	-	-	-
A.27. Profit brought forward from the previous year	339,125.00	400,000.00	405,687.33
A.28. Net profit	391,500.00	339,125.00	400,000.00



Financial Ratios

	2014	2013	2012
Intensity of investments (%)	95.70	93.06	95.55
Liquid ratio assets (%)	68.96	69.38	69.40
Intensity of the current assets (%)	3.84	6.58	3.85
Ratio of liquid funds (%)	0.60	1.24	0.99
Equity Ratio (%)	14.31	13.03	13.98
Debt ratio (%)	85.69	86.97	86.02
Bank indebtedness (%)	59.07	58.43	59.25
Debt ration	12.38	14.17	12.17
Absolute liquidity ratio (%)	2.25	4.34	3.71
Quick ratio (%)	7.66	17.43	8.83
Cash Flow (€)	1,547,196.78	1,036,297.86	1,483,570.45
Return on Equity (%)	5.00	-11.89	-0.79
Return on assets (%)	5.64	3.75	9.63
Net profit ratio (%)	2.82	3.80	3.87
notional debt repayment period (years)	5.55	8.32	5.34


BUSINESS MANAGEMENT

MANAGEMENT

Current Management

Name	Birth / Foundation	Function	Other position/other company	Signature Authority		
				How	From	To
 Josef Sonnhofer	Oct 10, 1929	manager	active(1) Ended(2)	Alone	Mar 04, 2008	-
		general partner	Sonnhofer Geldanlage Muster KG.	Alone	Jan 23, 2009	-
		manager authorised representative		Alone Together	Mar 27, 1995 Jun 15, 2001	Mar 27, 1996 Nov 09, 2012
 Mario Sonnhofer	Dec 12, 1984	authorised representative	active(1)	Together	Mar 04, 2008	-
		manager	Sonnenhof Muster GmbH	Alone	Jan 13, 2012	-

Historical Management

Name	Birth / Foundation	Function	Other position/other company	Signature Authority		
				How	From	To
 Werner Sonnhofer	Jun 13, 1955	manager	active(2)	Alone	Jan 01, 1990	Mar 04, 2008
		shareholder	Sonnenhof Muster GmbH	Unknown	-	-
		limited partner	Sonnhofer Geldanlage Muster KG.	Unknown	-	-

BUSINESS RELATIONSHIPS

SHAREHOLDERS

Current shareholders

Name	Birth / Foundation	Shares	Function	Other position/other company	Signature Authority		
					How	From	To
Sonnenhof Muster GmbH	-	51.0	shareholder	active(0)	Unknown	-	-
Werner Sonnhofer	Jun 13, 1955	49.0	shareholder	active(2) Ended(1)	Unknown	Jan 01, 1990	-
			shareholder	Sonnenhof Muster GmbH	Unknown	-	-
			limited partner	Sonnhofer Geldanlage Muster KG.	Unknown	-	-
			manager		Alone	Jan 01, 1990	Mar 04, 2008

Historical shareholders

Name	Birth / Foundation	Shares	Function	Other position/other company	Signature Authority		
					How	From	To
Sonnhofer Mustersteig GmbH	-	51.0	shareholder	active(0)	Unknown	Aug 07, 1996	Dec 28, 2001
Leopoldine Sonnhofer	Dec 26, 1930	-	shareholder	active(0)	Unknown	Jan 01, 1990	Jan 25, 1999
Veronika Sonnhofer	Feb 08, 1959	-	shareholder	active(0)	Unknown	Jan 01, 1990	Aug 16, 1992

BUSINESS STRUCTURE

Majority partner and participation

Name	Participation info
Werner Sonnhofer	100.0 %
Sonnenhof Muster GmbH	51.0 %
Sonnentäl MusterbetriebsgmbH	
Privatmustersteig GmbH	100.0 %

Business Structure

Name	Participation info
Werner Sonnhofer	49.0 %
Sonnentäl MusterbetriebsgmbH	
Privatmustersteig GmbH	100.0 %

ACTIVITY FEATURES

ACTIVITY/OPERATIONS

Company status	Active	green
Employees	80	

Industry code (Önace - Austrian Nace code)

Code	Description
56.00-0	Food and beverage service activities
47.19-0	Other retail sale in non-specialised stores
55.00-0	Accommodation
55.10-1	Hotels

Business licences

Type of industry	Managing Director	Registration date	Status
Gastronomy	Magdalena Sonnhofer-Prandl	Mar 04, 2008	Active
Commercial enterprise		Jun 02, 2014	Active

Business locations

Address	Registered	Since	Phone	FAX
Sonnengasse 30, 6543 Sonnstadt, AUT	Yes	Mar 10, 1951	+43 1 23465656-0	+43 1 23465656-12
Himmelweg 12, 6543 Sonnstadt, AUT	No	Aug 28, 2009	-	-
Schattenweg 100, 6543 Sonnstadt, AUT	No	Oct 01, 2009	-	-
Sternenplatz 1, 6543 Sonnstadt, AUT	No	Oct 01, 2009	-	-
Wolkengasse 54, 6543 Sonnstadt, AUT	No	Oct 01, 2009	-	-

COMPANY REGISTRY DATA

Company name	
Sonnental MusterbetriebsgmbH	
Common names	
Restaurant Sonnenstrahl	
Registered Address	
Sonnengasse 30, 6543 Sonnstadt, AUT	
Issuing Authority	
Wien, HG	
Registered number	Registration date
FN999999m	Mar 10, 1995
Known since	
Jan 01, 1990	

BANK CONNECTIONS

Bank Accounts

4020, Oberbank AG, Linz
 6543, Raiffeisenbank Nauders eGen, Nauders
 6460, Sparkasse Imst AG, Imst

Legend

The rating consists as follows: XL – S describes the company size and +++ until --- the credit rating. At "0" there is no statement possible to the credit rating.

Company size

XL	very large businesses	listed on stock exchange
XL	very large businesses	employees>500 revenues>200 million € total balance sheet>100 million €
L	large businesses	employees<=500 revenues<=200 million € total balance sheet<=100 million €
M	medium size businesses	employees<=250 revenues<=50 million € total balance sheet<=43 million €
S	small size businesses	employees<=50 revenues<=10 million € total balance sheet<=10 million €
u	unknown size	

Credit rating

+++	excellent credit rating
++	good credit rating
+	satisfying credit rating
-	weak credit rating
--	insufficient credit rating
---	very insufficient credit rating
0	no recommendation possible

Score: 250 - 750 (250 is the worst insolvency / 750 the best)

Index: 1-100 (1 is the worst insolvency / 100 the best without any negative payment information)

For any further explanations or information regarding this report, please write to orders@skyminder.com or contact your local sales representative.